

Student's Name _____

Teacher # _____ Branch _____

PIANO
LEVEL 1

Perfect Score:	80
Number Incorrect:	_____
Final Score:	_____
Grader's Initials:	_____



Passing:	56	Circle
Convention Eligibility:	64	Pass / RAL
		Yes / No

CERTIFICATE OF MERIT™

MUSICAL KNOWLEDGE EXAM



2012




EAR TRAINING - SET A

Copyright © 2012 Music Teachers' Association of California


This material is intended for student practice only. This does not provide credit for the Certificate of Merit Evaluations.

1. Write the letter name for each note. (6 points)



G
(Example)

2. Circle the key on the piano that matches each note. The first one is done for you. (3 points)



(Example)

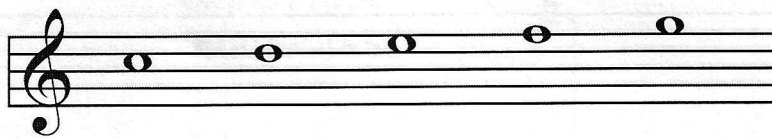
Middle C

3. Name each interval: 2nd, 3rd, 4th, 5th, 6th, 7th, or 8th (octave). (7 points)



4th
(Example)

4. Write the letter name for each five-finger pattern and circle Major or minor for each one. The first one is done for you. (10 points)



C Major minor
(Name) (Circle one)
(Example)



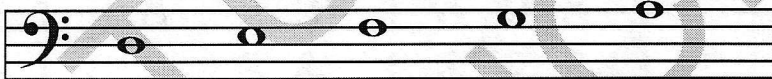
Major minor
(Name) (Circle one)



Major minor
(Name) (Circle one)



Major minor
(Name) (Circle one)




Major minor
(Name) (Circle one)



Major minor
(Name) (Circle one)

5. Write the letter name for each of these triads and circle Major or minor for each one. The first one is done for you. (10 points)



C Major minor (Example) Major minor Major minor Major minor Major minor

6. Name the Major key for each of these key signatures. The first one is done for you. (3 points)

 C Major _____ Major _____ Major _____ Major
(Example)

7. Add sharps (#) or flats (b) to complete each of these Major scales. (3 points)

G Major Scale

D Major Scale

F Major Scale


8. Check the Roman numeral for each primary triad in this example. (3 points)


 IV _____ IV _____ IV
 I _____ I _____ V

9. In question 8, are the primary triads Major or minor? Check the answer. (1 point)


_____ Major _____ minor


10. Check the name for each note or rest. (2 points)

a.  eighth rest
 quarter rest

b.  dotted half note
 eighth note

11. Check the correct counting for each of these examples. (2 points)

a. $\frac{2}{4}$ 
 1 & 2 | 1 2 | 1 2 & | 1 2
 1 2 & | 1 2 | 1 & 2 | 1 2

b. $\frac{3}{4}$ 
 1 & 2 3 | 1 & 2 & 3 | 1 2 3 | 1 2 3
 1 2 3 & | 1 & 2 & 3 | 1 2 3 | 1 2 3

12. Check the number of beats each note or rest receives in $\frac{4}{4}$ time. (3 points)

a.  3 beats
 4 beats

b.  2 beats
 3 beats



c.  1 beat
 2 beats

13. Check the term or symbol that the definition describes. (8 points)

a. medium soft

___ *mp*
___ *mf*


b. tenuto: hold for full value

___ 
___ 

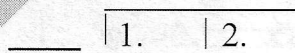
c. accidentals

___ 
___ 


d. gradually softer

___ *dim.*
___ 

e. play eight notes (one octave) higher

___ 
___ *8va*

f. use the damper pedal (pedal on the right)

___ *8va*
___ 

g. very loud

___ *mf*
___ *ff*

h. whole step

___ 
___ 

Answer questions 14-22 about the music above. (12 points)

Rameau: *Rondino*

14. What is the key?

- G Major
 C Major

15. How many beats are in each measure?

- 3 beats
 4 beats

16. Which type of note will receive one beat?

-  

17. How should the right hand be played?

- legato
 staccato

18. How should the last two notes in the left hand be played?

- legato
 staccato

19. How will the music sound at the beginning?

- soft
 loud

20. How many times should the music be played?

- one time
 two times

21. What type of notes are used in the right hand in measures 1-3?

- half notes
 eighth notes

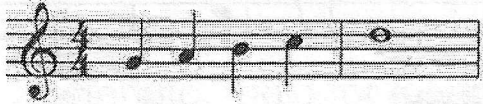
22. Name each circled interval.

- a. _____
 b. _____
 c. _____
 d. _____

EAR TRAINING EVALUATION

This is your Level 1 ear training evaluation. Listen to each question and its musical example. Circle your answer. Each example will be played two times. (7 points)

1. Major



minor

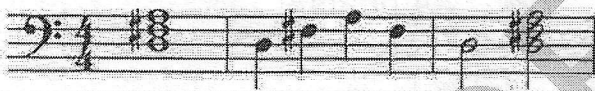


2. Legato touch

Staccato touch

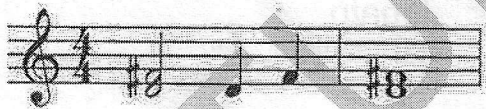
3. Major

minor



4. Third

Seventh





5. A.

B.



6. A.

B.



7. Loud to soft

Soft to loud